



# ClinicalKey<sup>®</sup>

## User Guide

2022

Elsevier Korea Health Solution



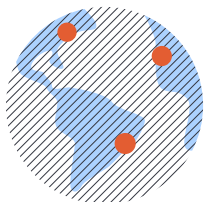
# Table of Contents

- Elsevier 및 ClinicalKey 소개
- ClinicalKey 가입 및 로그인 (외부 접속 및 모바일 접속 포함)
- ClinicalKey 콘텐츠 및 기능 활용 (Search & Browse)
  - 메인 페이지 (Main page)
  - 검색 결과 (Search Result)
  - 브라우징 (Browsing)
  - 타입별 콘텐츠 및 기능
    - 전자책, 저널, 임상요약정보, 약물정보, 환자교육자료,  
가이드라인, 임상 계산기, 멀티미디어, 시술/수술 프로시저 비디오



## Elsevier Is a Driver of Knowledge

엘스비어는 과학, 기술, 의료 분야의 전문가 및 교육자가 더 나은 의사결정을 내리고, 더 나은 치료를 제공하며, 학습 성과를 개선시키고, 해당 분야에서 획기적인 발견을 할 수 있도록 지원하는 세계 최고의 정보 분석 기업입니다.



**66 locations**  
**24 countries**



**7,500+**  
**Staff**  
**Worldwide**




**193 Years**  
**of Expertise**  
**in Health**

**ClinicalKey®**  
ClinicalKey® Student

**Nursing Skills**

**Scopus®**  
**ScienceDirect®**



**Headquarters in LONDON and AMSTERDAM**

# ClinicalKey 소개




엘스비어의 근거중심 최신 임상의학정보 통합솔루션 ClinicalKey는 의학 연구뿐만 아니라 임상에서 환자 진단/치료 시 신뢰할 수 있는 해답을 신속하게 제공함으로써, 연구와 진료, 치료의 연속성을 유지하고 더 나은 임상 의사결정과 patient outcome 향상을 위한 콘텐츠를 제공하는 솔루션입니다.



Evidence-Based



Real-Time Update



For, by Clinicians  
Peer-Reviewed



PC, Smart Device

With **Elsevier's ClinicalKey**, you can get fast, accurate, latest answers

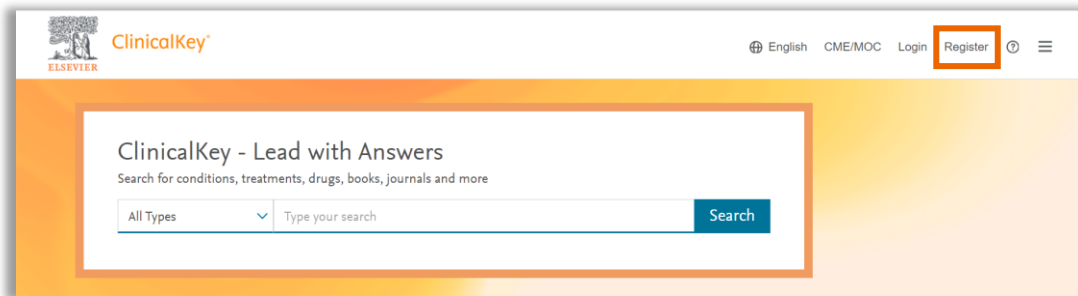


# ClinicalKey 가입 및 로그인

(외부 접속 및 모바일 접속 포함)

# ClinicalKey 등록 및 로그인 (외부 접속 및 모바일 접속 포함)

## Step 1. 가입 (Register)

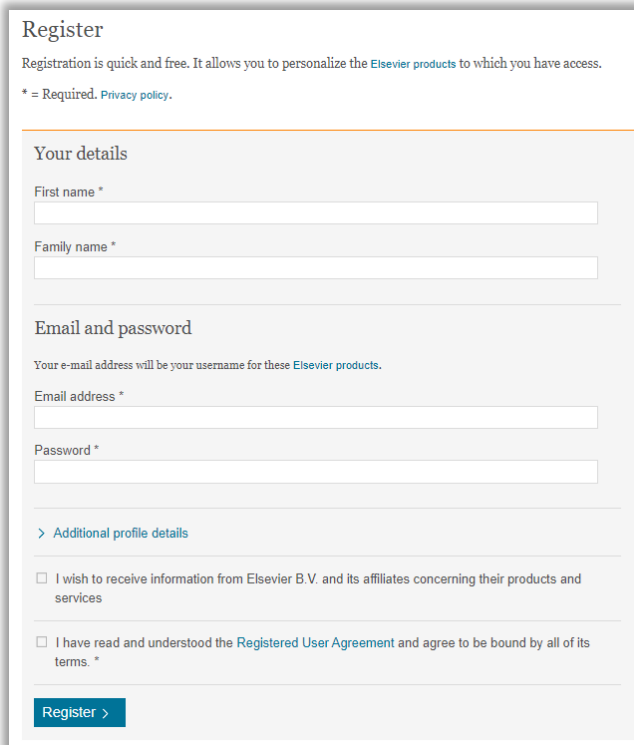


1. 기관 내 IP에서 PC로 ClinicalKey 접속: [www.clinicalkey.com](http://www.clinicalkey.com)
2. 우측 상단의 'Register' 클릭
3. 기관 이메일 주소로 Register (\*표시 항목은 필수 입력)
4. 기관 이메일로 확인 메일이 오면 ClinicalKey 로그인하기

중앙대학교광명병원 기관 이메일 주소 도메인 정보:

@cau.ac.kr 또는 @cauhs.or.kr

(외부/모바일 접속 이용을 위해 반드시 기관 이메일로 가입해주세요!)



# ClinicalKey 등록 및 로그인 (외부 접속 및 모바일 접속 포함)

## Step 1. 가입 (Register)

아래와 같이 가입하신 이메일 주소로 가입 완료 메일이 전달되면 ClinicalKey에 로그인 가능합니다.

**Registration Confirmation**

Thank you for registering at ClinicalKey. Your login information is as follows:

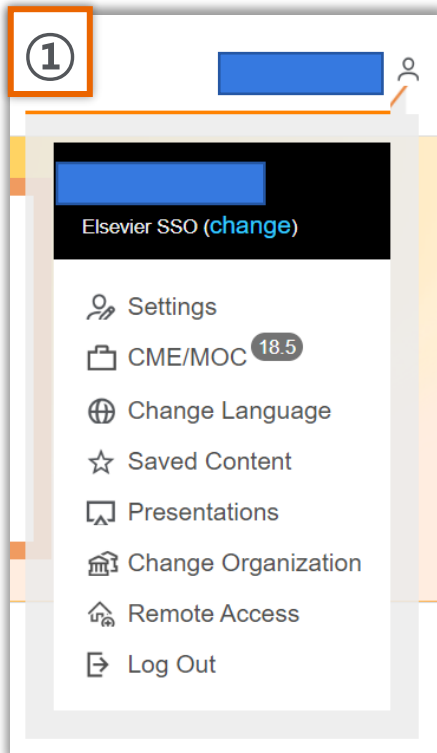
Username: [redacted]@elsevier.com — Username=가입하신 이메일 주소=ClinicalKey 로그인 아이디  
@cau.ac.kr 또는 @cauhs.or.kr 이메일로 가입해 주세요!

Elsevier B.V., Radarweg 29, 1043 NX Amsterdam, The Netherlands. Reg. no. 33156677. VAT no. NL 005033019B01.

Copyright © 2014 Elsevier B.V. | [Privacy Policy](#)

# ClinicalKey 등록 및 로그인 (외부 접속 및 모바일 접속 포함)

## Step 2. 외부 및 모바일 접속 (Remote Access)



### Apply for remote access

If your institution has Remote Access enabled, this feature will allow you to access ClinicalKey even when you are not on your institution's network.

To begin, please input your institutional email address below. Remote Access is not compatible with a Yahoo, Gmail, or other personal email account. If you do not have an email address associated with your institution, please contact your institution's administrator to obtain remote access.

Email address

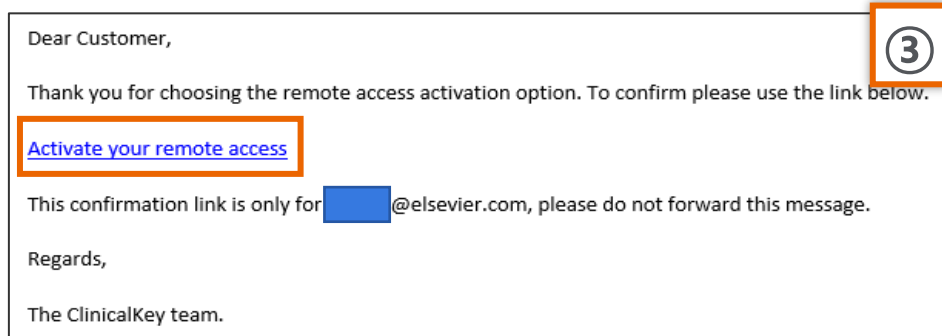
Continue >

②

1. 로그인 후 우측 상단의 성함 클릭 → Remote Access 클릭
2. 가입한 이메일 주소(=로그인 ID=Username)를 입력

# ClinicalKey 등록 및 로그인 (외부 접속 및 모바일 접속 포함)

## Step 2. 외부 및 모바일 접속 (Remote Access)



3. 60분 내로 전달된 이메일의 링크 클릭  
(링크: “Activate your remote access”)
4. 외부 PC, 모바일 (ClinicalKey App) 등으로  
Remote Access 가능

Remote access는 신청 후 180일 간 이용 가능하나,  
180일 내에 기관 IP 대역에서 로그인하시면 자동 연장됩니다.



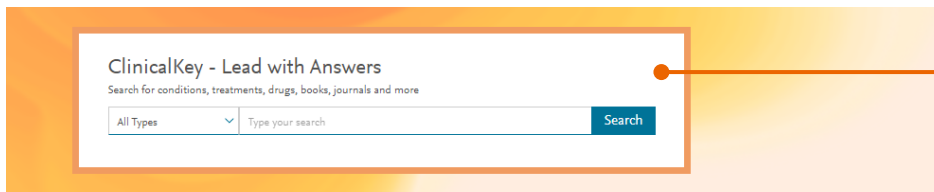
# ClinicalKey 콘텐츠 및 기능 활용

(Search & Browse)

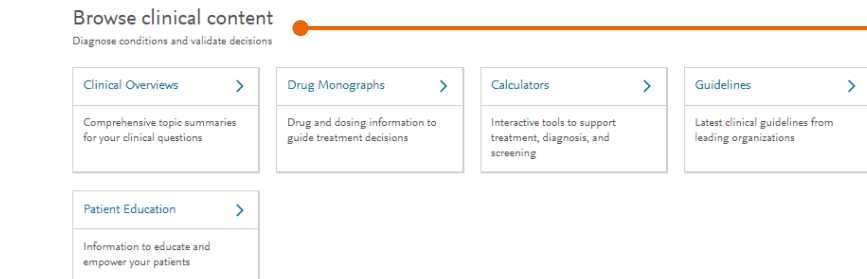
# ClinicalKey 콘텐츠 및 기능 활용

## 1. 메인 페이지 (Main Page)

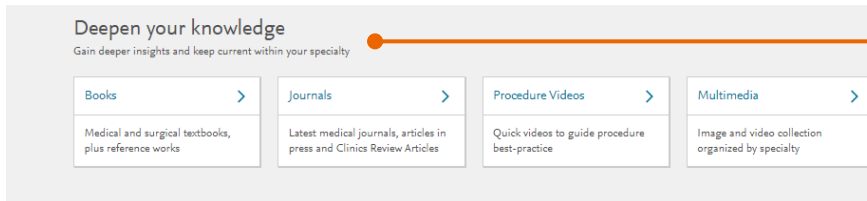
- 검색 및 브라우징 가능, News & Updates, Trending Topic 정보 확인 가능



**검색창(Search bar)**  
콘텐츠 타입별 원하는  
키워드로 검색 가능



**임상 콘텐츠 브라우징**  
임상현장 진료 시  
빠르고 정확한  
정보 확인을 위한 콘텐츠



**딥 레퍼런스 브라우징**  
책, 저널, 비디오,  
멀티미디어 등  
심층 레퍼런스 콘텐츠

**브라우징 카드  
(Browsing card)**

# ClinicalKey 콘텐츠 및 기능 활용

## 1. 메인 페이지 (Main Page)

- 검색 및 브라우징 가능, News & Updates, Trending Topic 정보 확인 가능

### News and Updates

#### Content Updates

**New Books Added; Clinical Overviews Updated**  
View the content changes for November 2021.

**New Books and Journals Added; Clinical Overviews Updated**  
View the content changes for October 2021.

**New Books and Journals Added; Clinical Overviews Updated**  
View the content changes for September 2021.

#### Other Updates

**Access the Elsevier COVID-19 Toolkit**  
To make it easy for you to get the latest evidence-based practices for COVID-19, we've packaged our clinical resources and tools into a downloadable toolkit.

**Novel Coronavirus Information Center**  
For the benefit of healthcare professionals, medical researchers and the public, Elsevier has created a Novel Coronavirus Information Center with free information in English and Mandarin on the novel coronavirus COVID-19.

**Updates available for Goldman-Cecil Medicine**  
View the latest updates to the content.

### Trending Topics

#### How to use ClinicalKey

**What's New: ClinicalKey Enhancements**  
Elsevier is excited to introduce several new enhancements to ClinicalKey, designed to make finding content and information easier than ever. To learn more about these changes, view this detailed guide.

**ClinicalKey for Graduate Medical Education (GME)**  
This video showcases how ClinicalKey can act as a vital tool for residents in their journey to becoming certified physicians.

**ClinicalKey Adoption Kit**  
Institutional administrators can utilize this suite of assets designed to help you drive adoption and usage of ClinicalKey within your organization.

**Training Calendar**  
Find upcoming ClinicalKey training sessions and events.

#### Trending Topics

**COVID-19**  
View search results for COVID-19.

**Influenza**  
View search results for Influenza

**뉴스 및 업데이트**  
ClinicalKey 콘텐츠 및  
엘스비어 제공 의학 자료  
등의 업데이트 확인 가능

**트렌딩 토픽**  
ClinicalKey 이용/플랫폼과  
의학 토픽 관련 트렌드 사항  
확인 가능

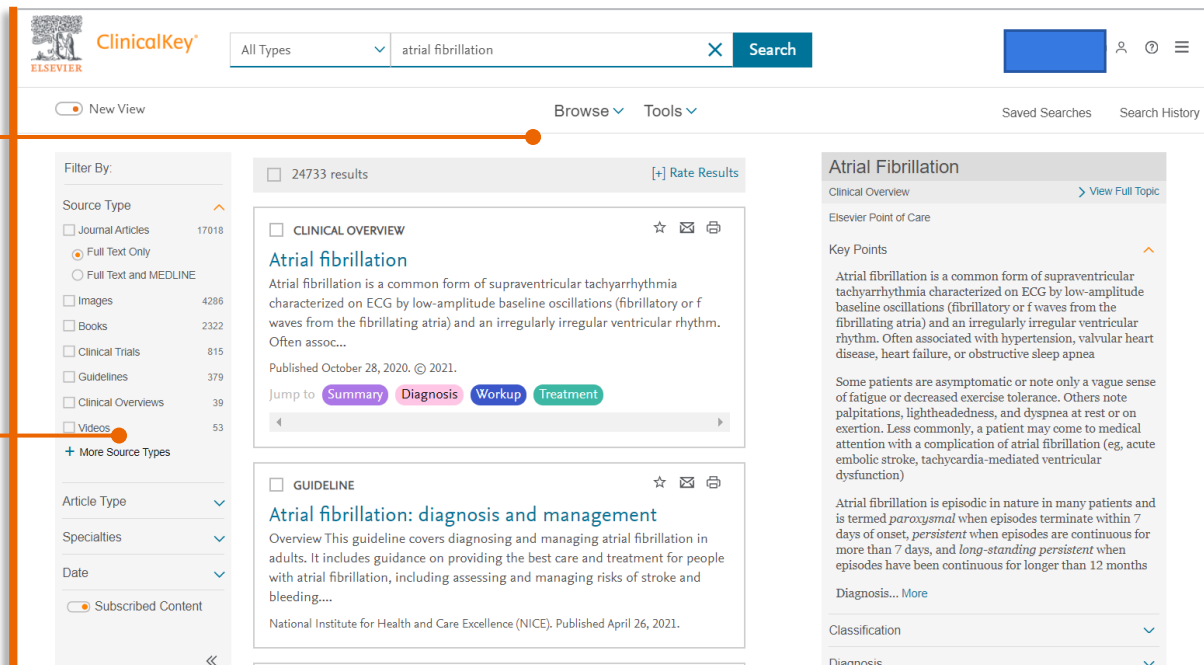
# ClinicalKey 콘텐츠 및 기능 활용

## 2. 검색 결과 (Search Result)

- 검색 결과 화면 왼쪽에서 콘텐츠 타입별, 아티클 타입별, 진료과 타입별, 날짜별 필터를 설정하여 원하는 정보만으로 추린 검색 결과 확인 가능

검색 결과  
검색 키워드와  
관련도 높은 순서 또는  
최신순(설정가능)으로  
검색 결과 표시

필터  
콘텐츠 타입별(전자책,  
저널, 이미지, 임상  
요약정보, 약물 등)  
아티클 타입별  
날짜별



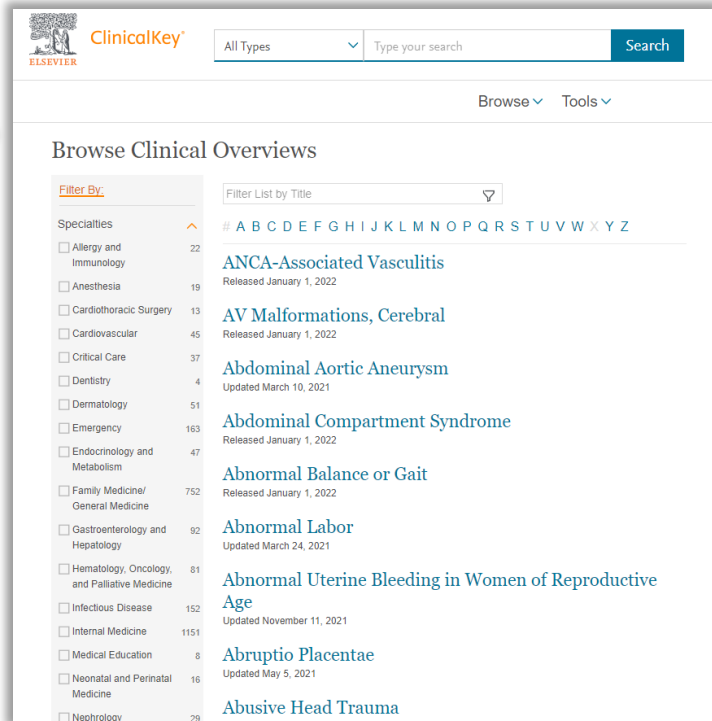
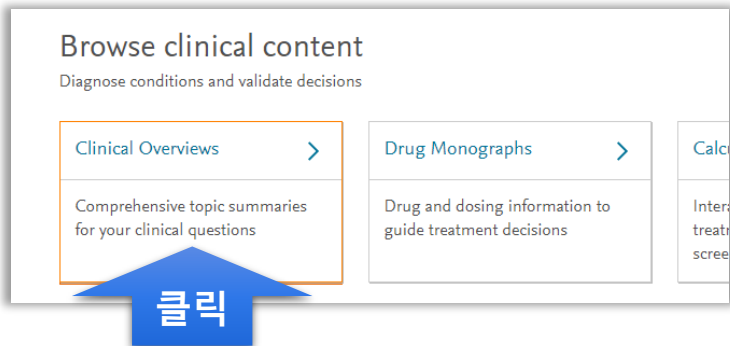
The screenshot shows the ClinicalKey search results page for the query "atrial fibrillation". The interface includes a search bar at the top with the query and a "Search" button. Below the search bar, there are tabs for "New View", "Browse", and "Tools". The main content area is divided into three columns:

- Filter By:** A sidebar on the left with filters for Source Type (Journal Articles, Full Text Only, Full Text and MEDLINE, Images, Books, Clinical Trials, Guidelines, Clinical Overviews, Videos), Article Type, Specialties, Date, and Subscribed Content.
- Search Results:** The central area showing 24733 results. It includes a "CLINICAL OVERVIEW" section for "Atrial fibrillation" with a summary, and a "GUIDELINE" section for "Atrial fibrillation: diagnosis and management" from the National Institute for Health and Care Excellence (NICE).
- Atrial Fibrillation Overview:** A detailed overview on the right side, including a "Clinical Overview" and "Key Points" section.

# ClinicalKey 콘텐츠 및 기능 활용

## 3. 브라우징 (Browsing)

- 메인 페이지의 브라우징 카드를 클릭하시면, 해당 타입의 콘텐츠만 브라우징 가능



### 예시

임상 콘텐츠의 Clinical Overview (임상 진료 전체 프로세스에 대한 요약 정리 콘텐츠)를 클릭하시면 오른쪽과 같이 해당 타입만 브라우징이 가능하며, 진료과별로 필터링도 가능합니다.

# ClinicalKey 콘텐츠 및 기능 활용

## 4. 타입별 콘텐츠 및 기능 – 전자책 & 저널 (Books & Journals)

- ClinicalKey 웹에서 전자책(700+종), 저널(1,000+종) 원문(full-text) 열람 및 PDF 다운로드 가능
- Book PDF 다운로드 는 ClinicalKey 로그인 이후만 가능 & 챕터별로 가능

**BOOK**

Abeloff's Clinical Oncology, Fifth Edition

Table of Contents

Front Matter  
Copyright  
Dedication  
Memoriam  
Preface  
Contributors

1. Molecular T Research  
2. Intracellular  
3. The Cellular Microenviro



**Annals of Medicine and Surgery**

New Issue Alerts: [Subscribe](#)

**Journal Volumes:**

- > Volume 39 (2019)
- > Volume 38 (2019)

**FULL TEXT ARTICLE**

**Polymer-free versus durable polymer drug-eluting stents in patients with coronary artery disease: A meta-analysis**

[James J. Wu](#), [Joshua A.H. Way](#), [Leonard Kritharides](#) and [David Brieger](#)  
Annals of Medicine and Surgery, 2019-02-01, Volume 38, Pages 13-21, Copyright © 2018

**Abstract**

**Background**

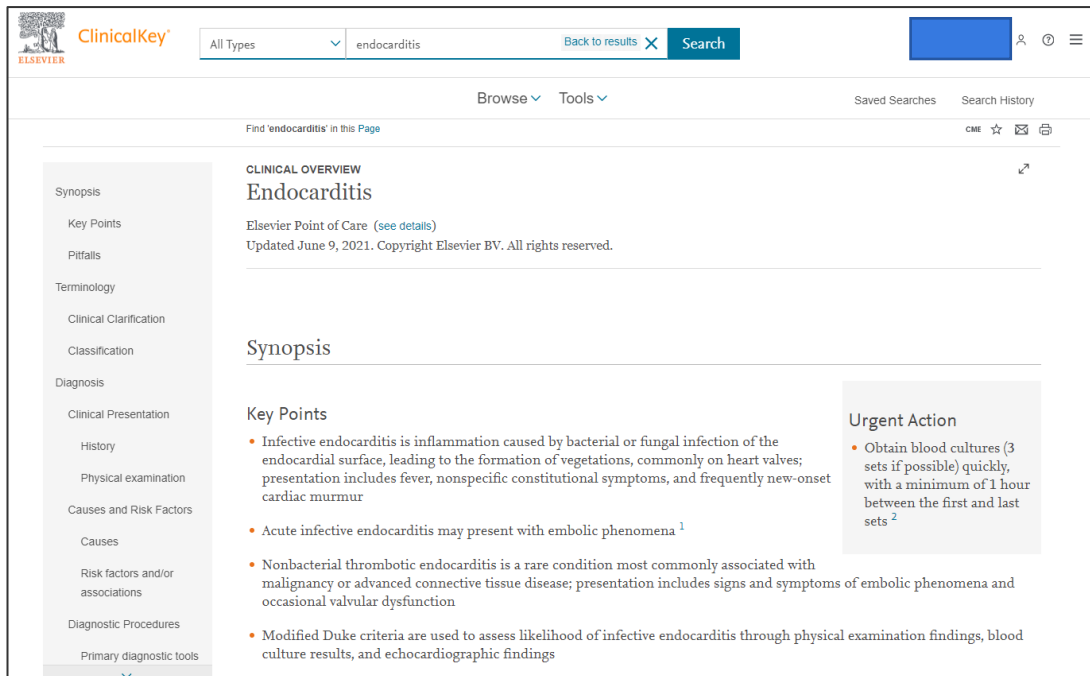
Polymer-free drug-eluting stents (PF-DES) were introduced with the aim of reducing the risk of stent thrombosis associated with durable polymer drug-eluting stents (DP-DES). The comparison of safety and efficacy profiles between these two stent platforms remains unclear.

# ClinicalKey 콘텐츠 및 기능 활용

## 4. 타입별 콘텐츠 및 기능 – 임상요약정보 (Clinical Overviews) (1,250+개)

- 임상 현장 진료 시 가질 수 있는  
임상 질문에 대한 근거 기반 해답을  
진료 전체 프로세스에 따라 확인  
가능한 임상요약정보
- 질병, 진단/감별진단, 입원기준,  
처방, 약물, 진료지침, 시술/수술  
절차, 예후, 퇴원 등의 정보 제공
- 검증된 근거를 기반으로, 임상  
전문가로 이루어진 콘텐츠 팀에서  
제작, 동등한 자격의 전문가의  
Blinded Peer-Review를 거친 콘텐츠

**Elsevier Point-of-Care (EPOC)**



**ClinicalKey** All Types endocarditis Back to results Search

Browse Tools Saved Searches Search History

Find 'endocarditis' in this Page

**CLINICAL OVERVIEW**  
**Endocarditis**

Elsevier Point of Care ([see details](#))  
Updated June 9, 2021. Copyright Elsevier BV. All rights reserved.

**Synopsis**

**Key Points**

- Infective endocarditis is inflammation caused by bacterial or fungal infection of the endocardial surface, leading to the formation of vegetations, commonly on heart valves; presentation includes fever, nonspecific constitutional symptoms, and frequently new-onset cardiac murmur
- Acute infective endocarditis may present with embolic phenomena<sup>1</sup>
- Nonbacterial thrombotic endocarditis is a rare condition most commonly associated with malignancy or advanced connective tissue disease; presentation includes signs and symptoms of embolic phenomena and occasional valvular dysfunction
- Modified Duke criteria are used to assess likelihood of infective endocarditis through physical examination findings, blood culture results, and echocardiographic findings

**Urgent Action**

- Obtain blood cultures (3 sets if possible) quickly, with a minimum of 1 hour between the first and last sets<sup>2</sup>

# ClinicalKey 콘텐츠 및 기능 활용

## 4. 타입별 콘텐츠 및 기능 – 약물정보 (Drug Monographs) (2,500+개)

- 약물치료 임상 의사결정에 도움을 위한 약물정보 제공, 참고문헌 링크로 해당 정보 연결
- 일반명, 적응증, 용량, 투여방법, 금기, 이상반응 등 정보 제공
- 약물 계열별로 필터링하여 브라우징 가능

### Browse Drug Monographs

Filter By:
 

Drug Class
 

A B C D E F G H I J K L M  
 N O P Q R S T U V W X Y  
 Z #

☐ ACTH And Analogs 9
 ☐ ADHD Adjunct Agents 1
 ☐ ADHD Agents 12
 ☐ ADHD Agents, Non-stimulant 2
 ☐ ADHD Agents, Stimulant, And Other 9

Filter List by Title
 

# A B C D E F G H I J K L M

Abacavir

Ziagen

Abacavir; Dolutegravir; Lamivudine

TRIUMEQ

Abacavir; Lamivudine, 3T

Epzicom

Abacavir; Lamivudine, 3T

Trizivir

Indications & Dosage  
 Administration  
 Monitoring Parameters  
 Contraindications  
 Interactions  
 Adverse Reactions  
 Classifications  
**References**  
 Global Drug Names

anesthesia. Midazolam has a slower induction time and more prolonged recovery time than does propofol. The manufacturers label contains a black-box warning that describes the risk of respiratory arrest, the need for adequate personnel and equipment when administering midazolam, and the appropriate dose titration (see Contraindications). Midazolam was originally thought to be preferable to other benzodiazepines for conscious sedation because of its potency and its short duration of action, however, comparisons with diazepam, an agent with a much longer half-life, have not revealed a consistent advantage of midazolam in the surgical setting.<sup>24145</sup> Parenteral midazolam is also used therapeutically in the management of agitation in mechanically ventilated patients in intensive care units, and to treat refractory status epilepticus. Oral midazolam is useful in reducing

### References

- 647: Backman JT et al. Dose of midazolam should be reduced during diltiazem and verapamil treatments. Br J Clin Pharmacol. 1994;37:221.  
[View In Article](#)
- 648: Olkkola KT et al. Midazolam should be avoided in patients receiving the systemic antimycotics ketoconazole or itraconazole. Clin Pharmacol Ther 1994;55:481.  
[View In Article](#)
- 2974: Frye RF, Kroboth PD, Folan MM, et al. Effect of DHEA on CYP3A4-mediated metabolism of triazolam (Abstract PI-82). Clin Pharmacol Ther 2000;67:109.  
[View In Article](#)
- 3610: Woolerton E. Droperidol: cardiovascular toxicity and deaths. CMAJ 2002;166:932.  
[View In Article](#)
- 3898: Wang Z, Gorski JC, Hamman MA, et al. The effects of St John's wort (Hypericum perforatum) on human cytochrome P450 activity. Clin Pharmacol Ther 2001;70:317-26.  
[View In Article](#)

# ClinicalKey 콘텐츠 및 기능 활용

## 4. 타입별 콘텐츠 및 기능 – 환자교육자료 (Patient Education) (10,000+개)

- 진료과별로 주요 질병, 검사, 시술, 수술, 치료, 약물, 기타 의학 정보에 대한 환자교육자료 제공
- 3,900종 이상의 한국어 환자교육자료 포함
- 한국어 환자교육자료 다운로드 방법: 사용가능언어(Korean) → Print (Korean) → Create Printable PDF

### Browse Patient Education

Filter By:

[Clear all](#)

Specialties

- ☐ Cardiovascular 114
- ☐ Dentistry 11
- ☐ Dermatology 28
- ☐ Emergency 58
- ☐ Endocrinology and Metabolism 46
- ☐ Gastroenterology and Hepatology 104
- ☐ Hematology 20
- [+ More Specialties](#)

Authoring Organizations

[Available Languages](#)

- ☒ Korea Korean 3900

Filter List by Title

# A B C D E F G H I J K L M N O P Q R S T

**10 Things You Can Do to Manage Your COVID-19 at Home - CDC (07/16/2021)**  
Available to print in English... Show all. Interactive Patient Education. August 17, 2021.

**24-Hour Urine Collection**  
Available to print in English... Show all. Interactive Patient Education. August 17, 2021.

**3 Key Steps to Take While Waiting for Your COVID-19 Test Result - CDC (07/09/2021)**  
Available to print in English... Show all. Interactive Patient Education. August 17, 2021.

**Abacavir oral solution**  
Available to print in English... Show all. Interactive Patient Education. August 17, 2021.

**Abacavir tablets**  
Available to print in English... Show all. Interactive Patient Education. August 17, 2021.

**Abacavir; Dolutegravir**  
Available to print in English... Show all. Interactive Patient Education. August 17, 2021.

### PATIENT EDUCATION

## 24-Hour Urine Collection

Elsevier Interactive Patient Education © 2018 Elsevier Inc.  
Last revised: June 27, 2018.

### How do I do a 24-hour urine collection?

**24시간 소변 채취는 어떻게 하나요?**

- 아침에 일어나자마자, 변기에 소변을 보고 물을 내리십시오. 시간을 기록하십시오. 이는 소변을 채취한 날의 시작 시간이 되며 끝나는 시간은 다음 날 아침이 됩니다.
- 시작 시간부터 줄곧 모든 소변은 검사실에서 받은 소변 수집 용기에 보관해야 합니다.
- 만약 제공된 용기에 이미 액체가 담겨 있어도 괜찮습니다. 용기 안에 있는 액체를 버리거나 세척하지 **마십시오**. 일부 검사의 경우 소변에 이 액체가 첨가되어야 합니다.
- 소변기 또는 변기 위에 놓을 수 있는 팬과 같은 표본 채취용 용기에 배뇨하십시오. 이 용기에서 소변 수집 용기로 소변을 따르십시오. 소변을 흘리지 않도록 주의하십시오. 검사실에서

**Print**

Available to print in English , Arabic , Bosnian , Spanish , Canadian French , Haitian Creole , Korean , Polish , Portuguese , Russian , Tagalog , Vietnamese & Chinese (Mandarin/Traditional) .

**Text Size**

☐ Small ☒ Medium ☐ Large

**Create printable PDF**



#### 4. 타입별 콘텐츠 및 기능 - 가이드라인 (Guidelines) (10,000+개)

- 전세계 주요 학회, 협회에서 제공하는 최신 임상 가이드라인 제공, 진료과별 필터링 가능

# Browse Guidelines

Filter By:

Filter List by Title

[X Clear all](#)

Specialties

- ☒ Cardiovascular 120
- ☐ Advanced Basic Science 10
- ☐ Advanced Practice Nursing 31
- ☐ Allergy and Immunology 28
- ☐ Anesthesia 5
- ☐ Cardiothoracic Surgery 19
- ☐ Complementary Medicine 3
- ☐ Critical Care 23
- ☐ Dentistry 1
- ☐ Dermatology 16
- ☐ Emergency 50

# A B C D E F G

ACC 2015 Cor...  
4) (Revision o  
American College of Card

ACC Appropri...  
[ 2018 02 27 ]

ACC Health P...  
Consideration  
American College of Card

ACC/AAP/AH...  
Appropriate U...  
Echocardiogra...  
[ 2014 12 01 ]

Overview  
Recommendations

## GUIDELINE

### COVID-19 rapid guideline: vaccine-induced immune thrombocytopenia and thrombosis (VITT) (NG200)

National Institute for Health and Care Excellence (NICE)

---

#### Overview

This guideline covers vaccine-induced immune thrombocytopenia and thrombosis (VITT), a syndrome which has been reported in rare cases after COVID-19 vaccination. VITT may also be called vaccine-induced prothrombotic immune thrombocytopenia (VIPIT) or thrombotic thrombocytopenic syndrome (TTS). Because VITT is a new condition, there is limited evidence available to inform clinical management, identification and management of the condition is evolving quickly as the case definition becomes clearer. This guideline was produced to support clinicians to diagnose and manage this newly recognised syndrome.

NICE is continually monitoring the evidence. Future versions of the guideline will reflect changes in the evidence base and clinical practice

© National Institute for Health and Care Excellence 2016.  
This content is made available by NICE (National Institute for Health and Care Excellence) but distributed by a third-party distributor. NICE takes no responsibility for the format in which this content is delivered. The distributor is responsible for incorporating updates from NICE and cannot alter NICE content in any way. Any information delivered alongside content provided by NICE will not necessarily reflect the views of either NICE or those organisations commissioned to develop NICE guidance. NICE content used outside of the UK is for personal use

# ClinicalKey 콘텐츠 및 기능 활용

## 4. 타입별 콘텐츠 및 기능 – 임상 계산기 (Guidelines)

- 임상 진단, 스크리닝, 치료를 위한 계산기 제공, 임상과 중심의 카테고리별로 브라우징 가능

Browse by category
 

- Body Metrics
- Cardiology**
- Critical Care
- Drug Calculators
- Gastrointestinal
- Hematology/Oncology
- Infectious Disease
- Metabolic
- Nephrology
- Neurology/Psychiatry
- Other
- Pediatrics
- Pulmonology
- Rheumatology/Immunology
- Unit Conversion Calculators

Search clinical calculators

Cardiology
 

- Acute Myocardial Infarction
  - Chest Pain Risk Assessment in Patient
  - Chest Pain Score
  - Coronary Artery Disease Risk Clinical
  - GRACE Score for Acute Coronary Syn
  - HEART Score
  - Inferior Wall Myocardial Infarction Diag
  - Intracranial Bleeding Risk from Thromb

### Atrial Fibrillation CHA(2)DS(2)-VASc Score for Stroke Risk

**Clinical Features**

- ☐ Congestive heart failure / LV dysfunction (1 point)
- ☐ Hypertension (1 point)
- ☐ Diabetes Mellitus (1 point)
- ☐ History of stroke, TIA or thromboembolism (2 points)
- ☐ Vascular disease (history of MI, PVD or aortic atherosclerosis) (1 point)

**Age**

- ☐ 65-74 years old (1 point)
- ☐ ≥75 years old (2 points)

**Sex**

- ☐ Female (1 point)
- ☐ Male (0 points)

Total Criteria Point Count:

**Reset Form**

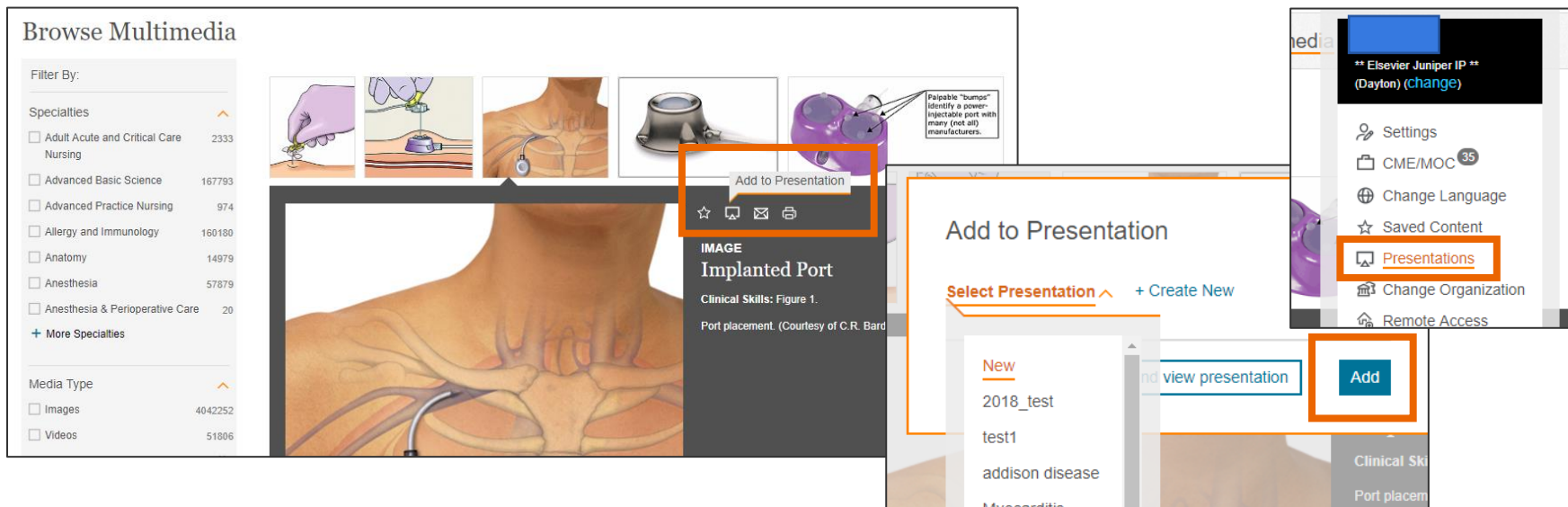
### Adjusted Stroke Rate

0 points:	0% per year
1 point:	1.3% per year

# ClinicalKey 콘텐츠 및 기능 활용

## 4. 타입별 콘텐츠 및 기능 – 멀티미디어 (Multimedia)

- 진료과 및 멀티미디어 타입(image, video)별로 필터링 가능
- Presentation maker 기능: 이미지를 ppt 파일로 변환하는 기능 제공  
 방법: 로그인 → 이미지 클릭 → 모니터 모양 아이콘인 Add to Presentation 클릭 → 폴더명 설정 후 Add  
 → 우측 상단 사용자 이름 클릭 → Presentation 클릭 → 해당 폴더 선택 → 이미지 선택 후 Export



The screenshot illustrates the 'Add to Presentation' workflow in ClinicalKey. On the left, the 'Browse Multimedia' sidebar shows filters for 'Specialties' (e.g., Adult Acute and Critical Care Nursing, 2333) and 'Media Type' (e.g., Images, 4042252). The main content area displays an 'IMAGE Implants Port' with a clinical illustration of a port placement. A red box highlights the 'Add to Presentation' button (a monitor icon) in the top right of the image viewer. A secondary window titled 'Add to Presentation' is shown, featuring a 'Select Presentation' dropdown and a '+ Create New' button. A red box highlights the 'Add' button in the bottom right of this window. On the far right, a user profile menu is visible, showing options like 'Settings', 'CME/MOC', 'Change Language', 'Saved Content', 'Presentations' (highlighted with a red box), 'Change Organization', and 'Remote Access'.

# ClinicalKey 콘텐츠 및 기능 활용

## 4. 타입별 콘텐츠 및 기능 – 시술/수술 프로시저 비디오 (Procedure Video)

- 진료과별 주요 시술/수술 프로시저 비디오 및 참고 이미지, 절차 텍스트 확인 가능

### Browse Procedure Videos

Filter By:

Specialties

- ☐ Anesthesia
- ☐ Cardiovascular
- ☐ Emergency
- ☐ Family Medicine/ General Medicine
- ☐ Internal Medicine
- ☐ Obstetrics and Gynecology
- ☐ Orthopedics
- ☐ Pediatrics

Filter List by Title


# A B C D E F G H I J K L M N O P Q R S T U V W X Y Z

### Abdominal Paracentesis

Valerie Vigil, MD

PROCEDURE VIDEOS

### Abdominal Paracentesis



All participants in this Procedure gave their written informed consent.

Last Reviewed: November 22, 2020

Valerie Vigil, MD  
Emergency Medicine Specialist, Santa Cruz, CA


Todd W. Thomsen, MD

### Intra-abdominal adhesions and surgical scars

Bowel is often adherent to the peritoneal wall in areas of previous surgery, trauma, or masses, and such adherence contributes to an increased risk for bowel perforation.

An alternative entry site should be selected, or ultrasound guidance should be used, to minimize the risk for bowel injury.

Equipment  
See Figure 5.





# Thank You

2022

Elsevier Korea Health Solution

